

The BSL and...

Monitoring the Delivery Pipeline

March 2026 | Jack Ricketts



01 How it started


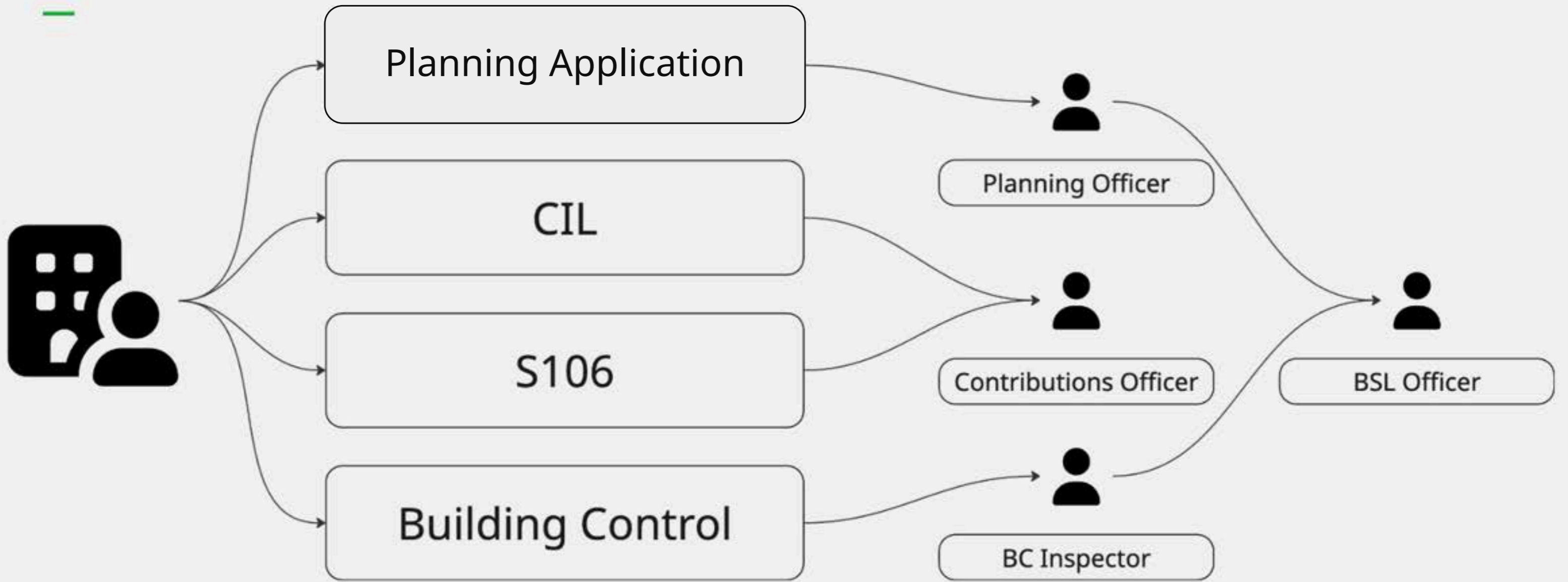
Affordable homes were going missing.

It was because...

**There was no thread tying together what had
been proposed, approved and eventually built.**



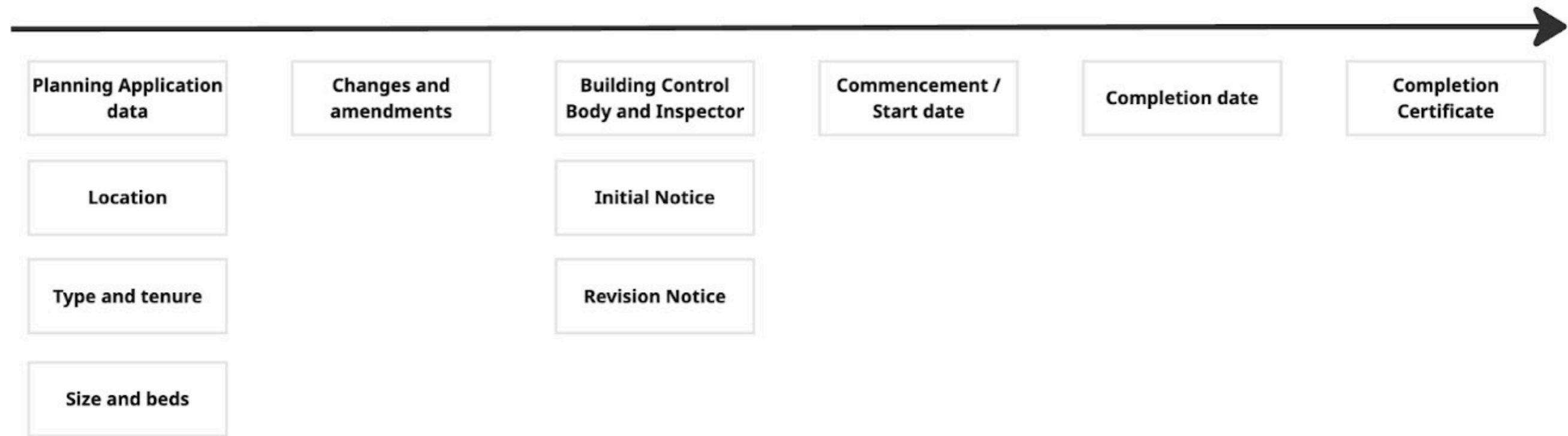
02 The Building Safety Levy



Data Field	Description	Importance for Monitoring
UPRN	Unique spatial identifier.	Enables automated system interoperability.
Tenure	Market, social rent, affordable, etc..	Chargeable or exempt
Size	Number of bedrooms/GIA.	Levy calculation
Location	Precise coordinates.	Levy rate

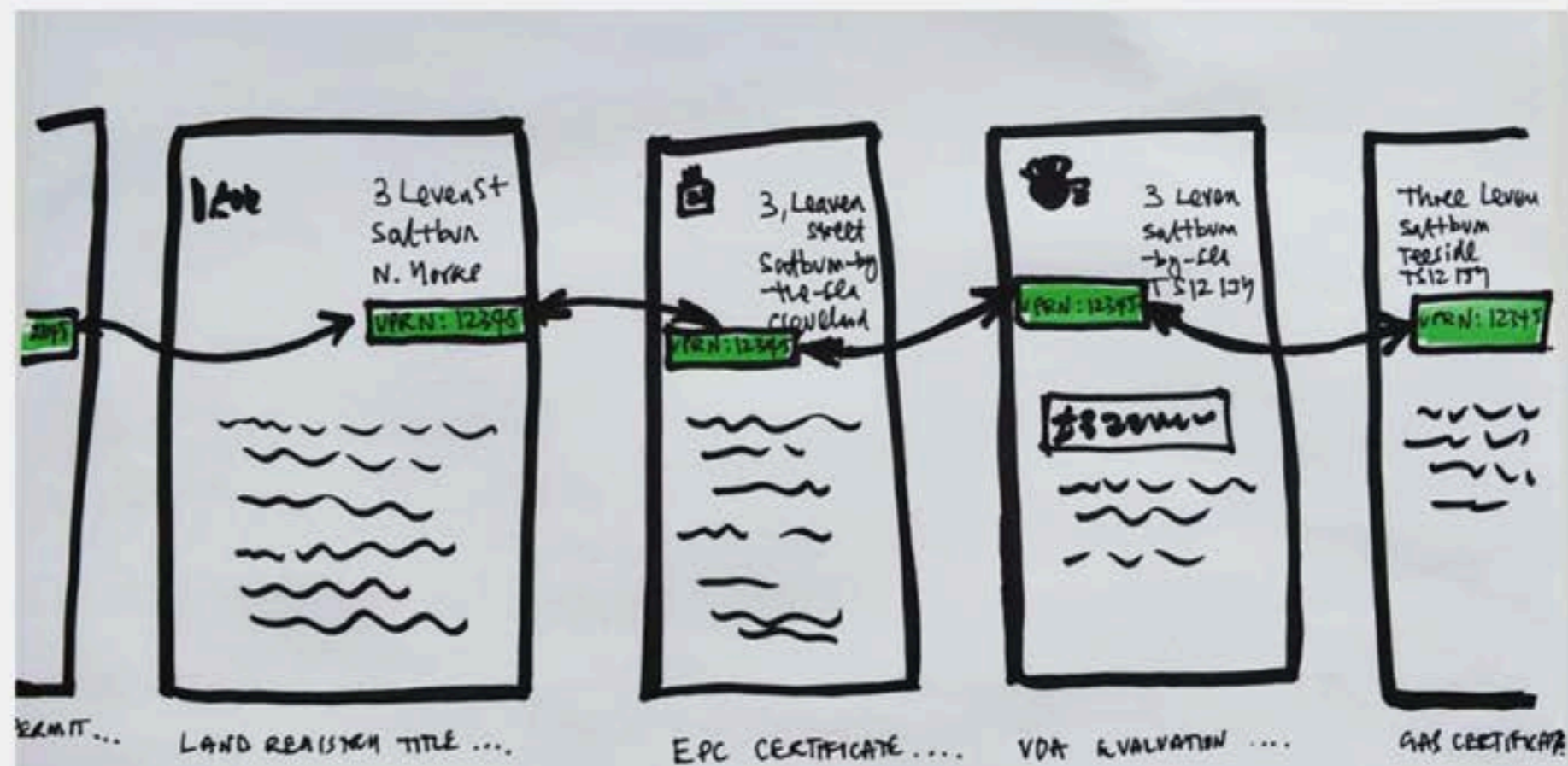


Delivery pipeline



— The UPRN

The key to enabling this
and making the data
valuable is the UPRN



PS1 & 2 (Planning Stats)

Infrastructure Funding
Statements (IFS) - CIL/106

Local Plan EIP (PINS)

P2 (BC Stats)

5YHLS

Housing Delivery Tests
(HDTs)

Housing Flow
Reconciliation (HFR)

Annual Monitoring
Reports (AMRs)

Indicators of New Supply

BSL Management
Information

Local Authority Housing
Statistics (LAHS)

Net Additional Dwellings

03 Questions

— Questions

Would local authorities find value in automating housing delivery pipeline data ?
(how much time is currently spent creating the various data returns?)

Would Government value standardised housing delivery pipeline data, via API ?

Would there be value in scaling the standards, horizontally, to include building control data ?



Thank you

jack.ricketts@madetech.com

March 2026 | Jack Ricketts

